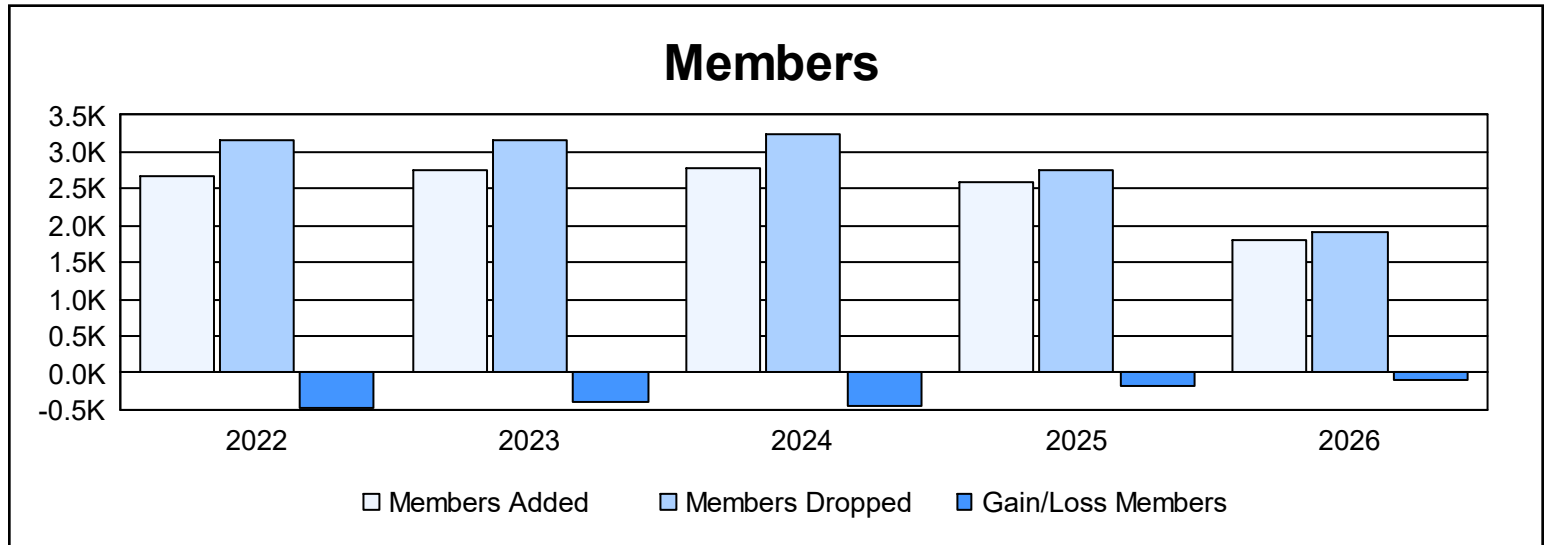
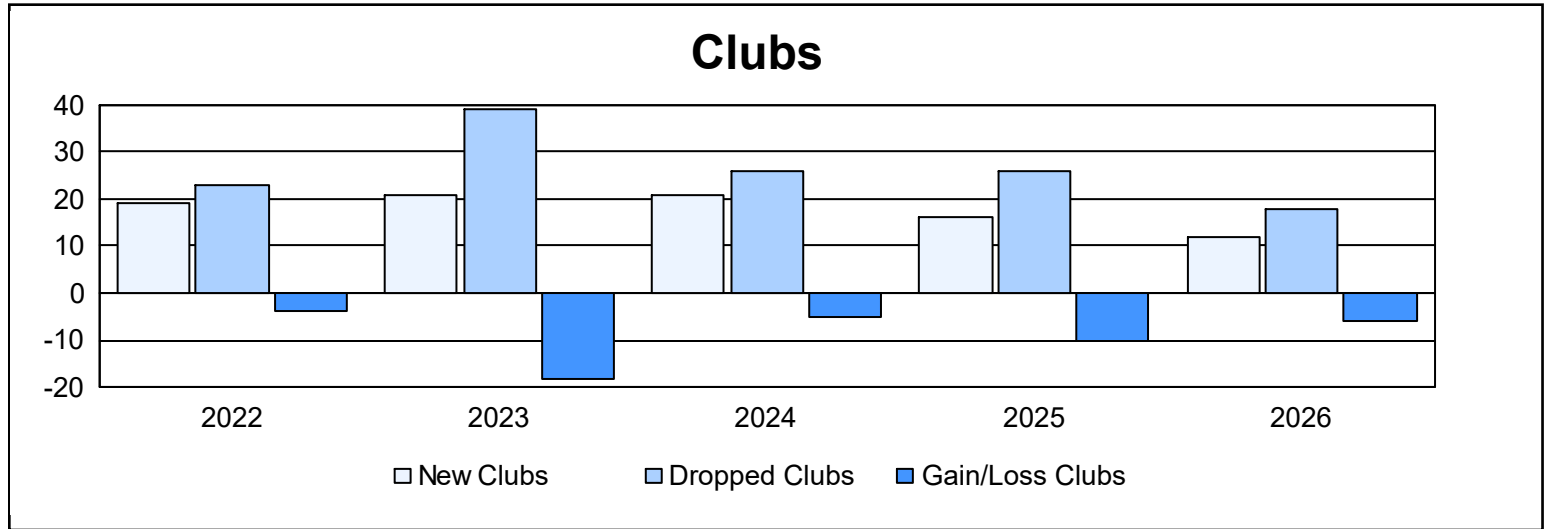
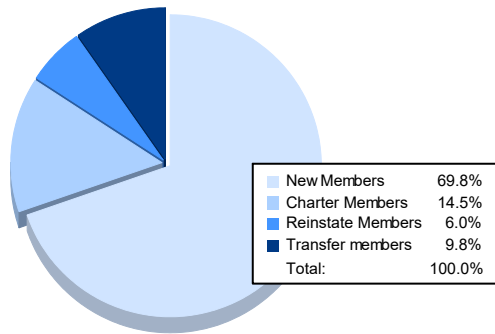


Year	New Clubs	Dropped Clubs	Gain/ Loss Clubs	New Members	Charter Members	Reinstate Members	Transfer Members	Total Member Added	Total Members Dropped	Gain/ Loss Members
2021-2022	19	23	-4	1,799	464	80	336	2,679	3,147	-468
2022-2023	21	39	-18	1,760	491	139	370	2,760	3,147	-387
2023-2024	21	26	-5	1,860	503	125	287	2,775	3,234	-459
2024-2025	16	26	-10	1,793	341	138	310	2,582	2,757	-175
2025-2026	12	18	-6	1,264	262	108	177	1,811	1,920	-109
Average	18	26	-9	1,695	412	118	296	2,521	2,841	-320



Membership Composition April 2026 Cumulative



Gender Composition April 2026 Cumulative

